

Trends in selected offences recorded by the NSW Police

December 2021

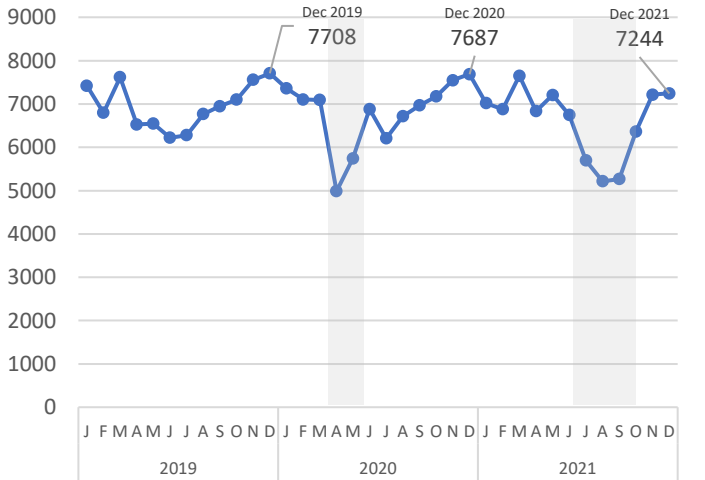
COVID lockdowns



1. TOTAL VIOLENT OFFENCES (murder, assault, sexual assault & robbery)

Stable
3-year trend

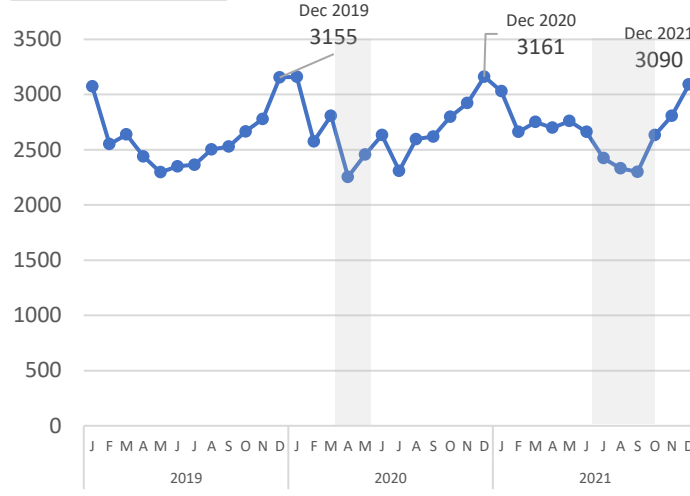
83,506	81,470	79,345
Jan 19 to Dec 19	Jan 20 to Dec 20	Jan 21 to Dec 21



2. Domestic assault

Stable
3-year trend

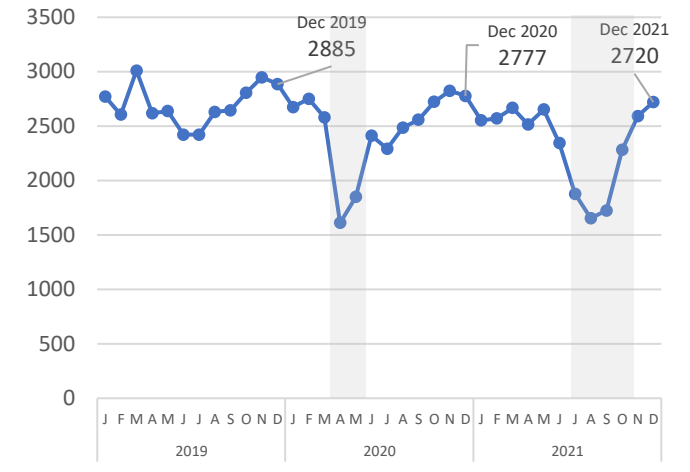
31,332	32,280	32,133
Jan 19 to Dec 19	Jan 20 to Dec 20	Jan 21 to Dec 21



3. Non-domestic assault

Down 13.1%
3-year trend

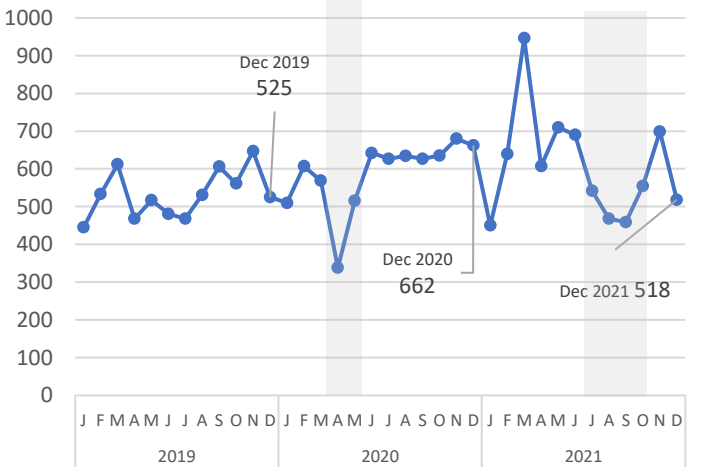
32,392	29,533	28,144
Jan 19 to Dec 19	Jan 20 to Dec 20	Jan 21 to Dec 21



4. Sexual assault

Up 13.9%
3-year trend

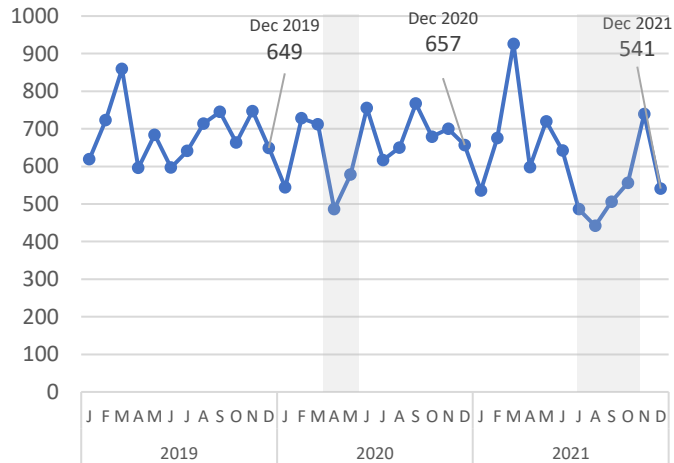
6,394	7,047	7,283
Jan 19 to Dec 19	Jan 20 to Dec 20	Jan 21 to Dec 21



5. Sexual touching, sexual act and other sexual offences

Stable
3-year trend

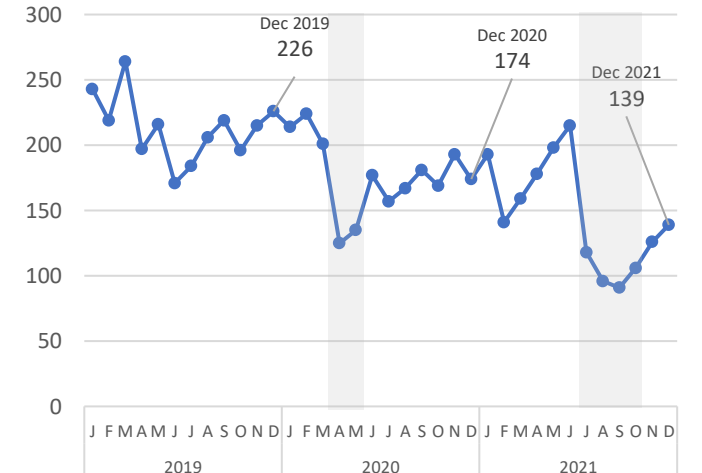
8,237	7,873	7,367
Jan 19 to Dec 19	Jan 20 to Dec 20	Jan 21 to Dec 21



6. Robbery

Down 31.1%
3-year trend

2,556	2,117	1,760
Jan 19 to Dec 19	Jan 20 to Dec 20	Jan 21 to Dec 21



% change reflects the difference between 2019 and 2021

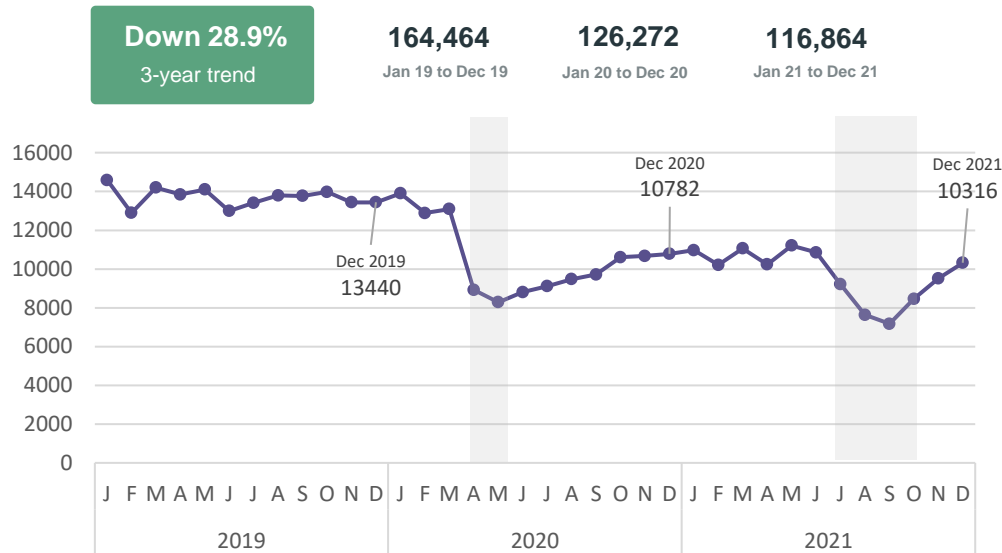
Trends in selected offences recorded by the NSW Police

December 2021

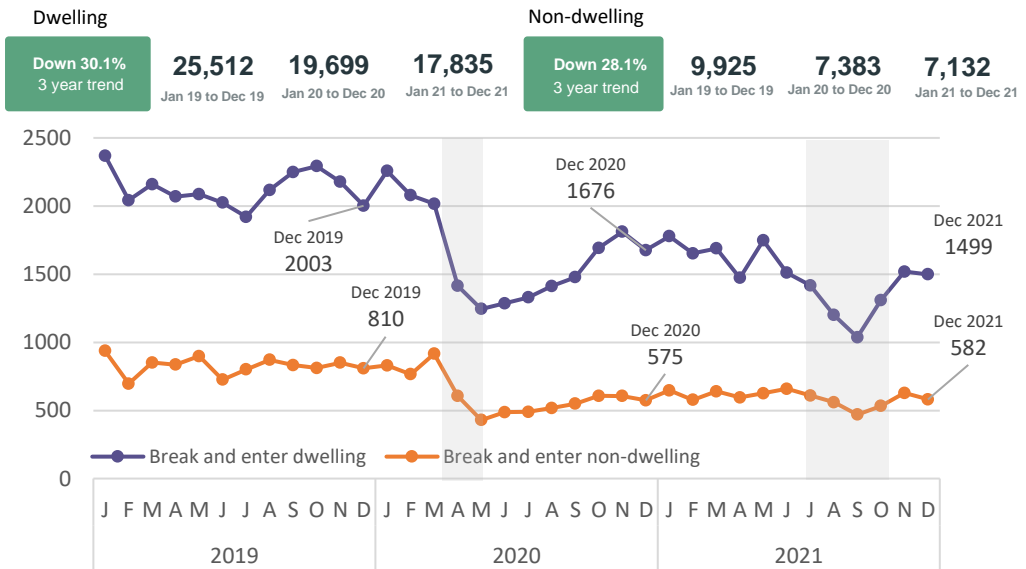
COVID lockdowns



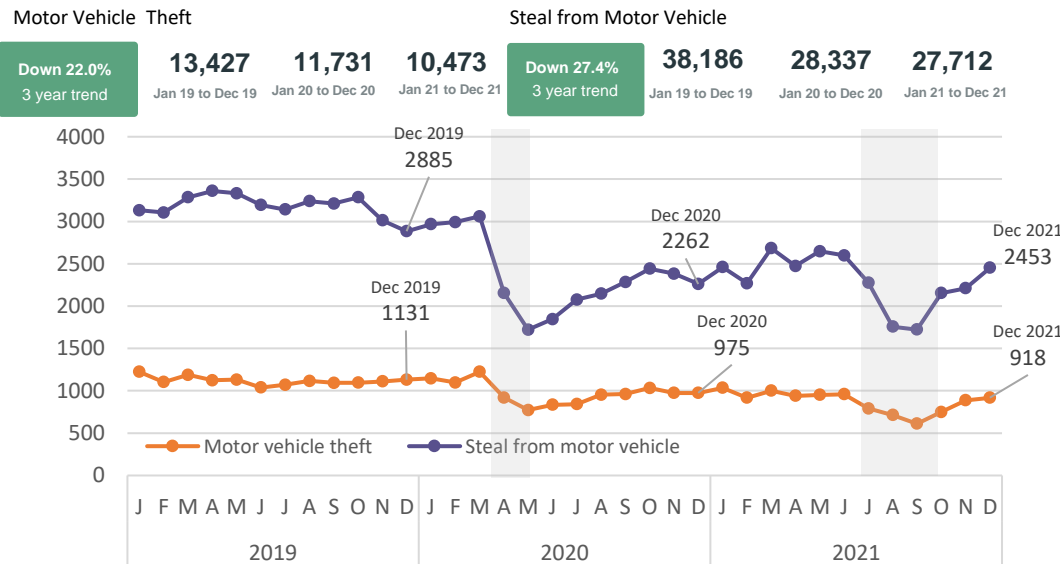
7. TOTAL PROPERTY OFFENCES (theft & break and enter)



8. Break and enter



9. Motor vehicle theft and steal from motor vehicle



10. Steal from retail store and other theft



Trends in selected offences recorded by the NSW Police

December 2021

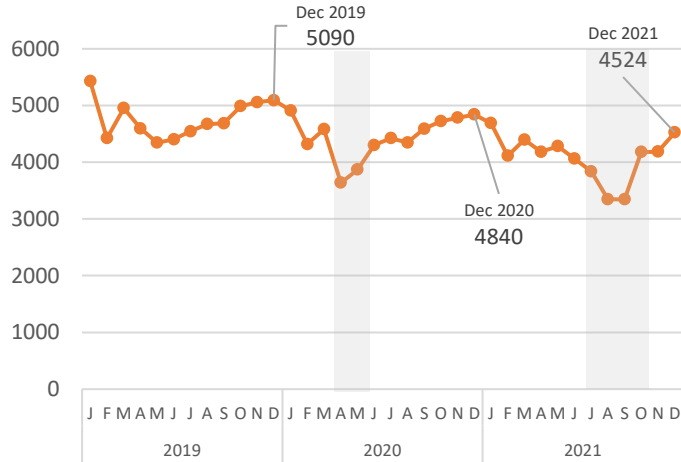
COVID lockdowns



11. Malicious Damage to Property

Down 14.1%
3-year trend

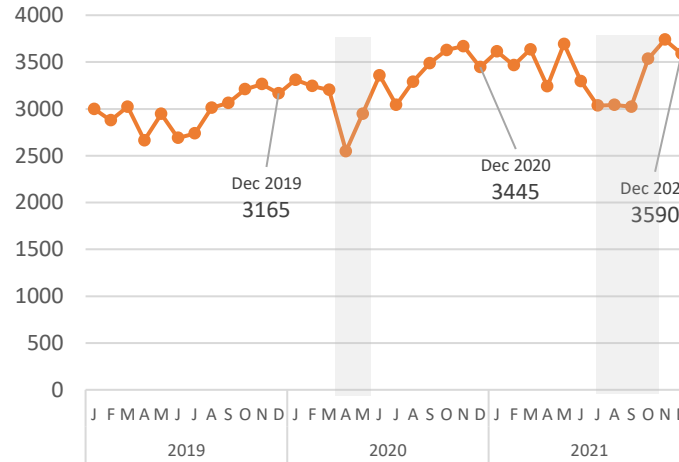
57,170 Jan 19 to Dec 19
53,316 Jan 20 to Dec 20
49,136 Jan 21 to Dec 21



12. Intimidation, Stalking and Harassment*

Up 14.7%
3-year trend

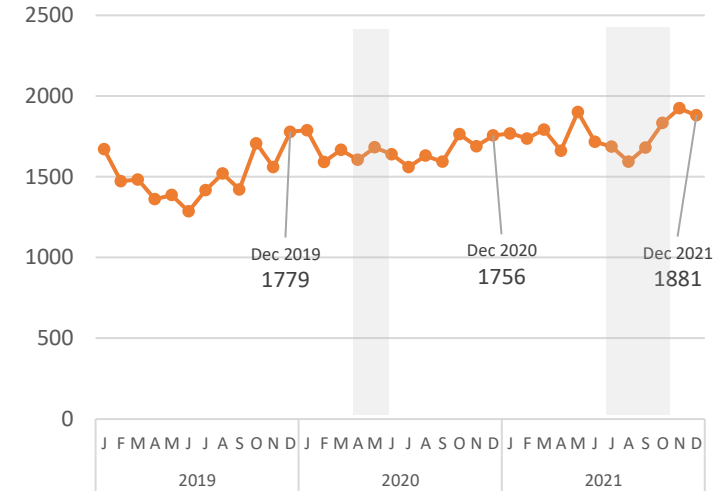
35,658 Jan 19 to Dec 19
39,178 Jan 20 to Dec 20
40,910 Jan 21 to Dec 21



13. Breach of AVO*

Up 17.2%
3-year trend

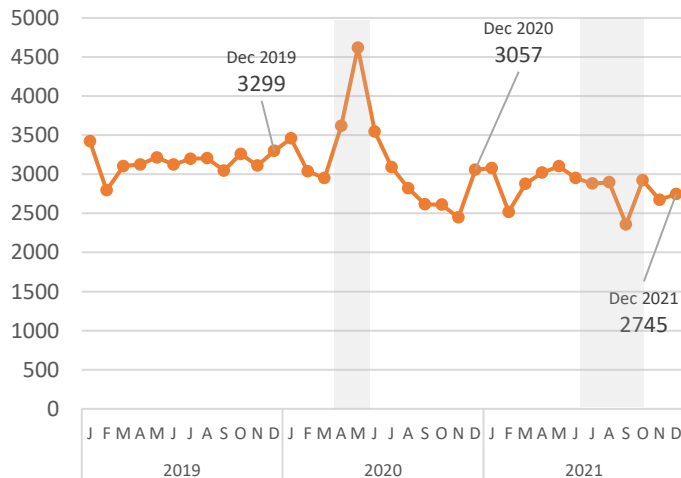
18,064 Jan 19 to Dec 19
19,967 Jan 20 to Dec 20
21,178 Jan 21 to Dec 21



14. Drug Possession*

Down 10.2%
3-year trend

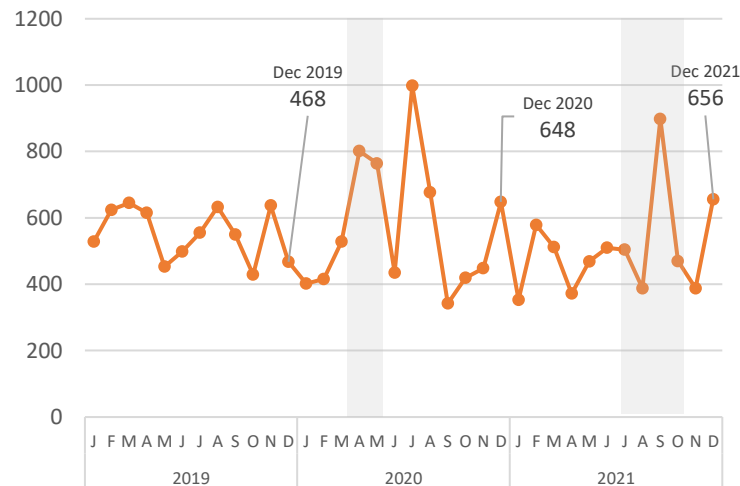
37,900 Jan 19 to Dec 19
37,871 Jan 20 to Dec 20
34,032 Jan 21 to Dec 21



15. Drug Dealing/Trafficking*

Stable
3-year trend

6,636 Jan 19 to Dec 19
6,878 Jan 20 to Dec 20
6,099 Jan 21 to Dec 21



% change reflects the difference between 2019 and 2021

* Recorded incidents of Intimidation, AVO breaches and drug offences are heavily influenced by policing activity and priorities. Hence, trends in recorded incidents for these offences do not necessarily reflect changes in prevalence.